


Plat of Survey

of

The Northwesternly 1/2 of Lot 23 and all of
Lots 24 & 25, all in Block 60 of Interlaken,


a subdivision located in the Northeast 1/4 of Section 11, Town 3 North,
Range 16 East, Town of Sugar Creek, Walworth County, Wisconsin.

Surveyed for: **Sandra Smith**
N6823 University Road
Elkhorn, Wisconsin. 53121




Bearings reference to the plat
of Interlaken Subdivision.

Underground Utilities
--E-- Electric Line
--G-- Gas Line
--T-- Telephone Line
The approximate location of underground utilities are shown
as flagged by diggers hotline.



- Notes:
- 1) This survey plat is not certified unless signed and sealed in red ink.
 - 2) This survey is subject to Wisconsin lien laws. This Plat of Survey is the notice of intent to file lien. Lien waiver required.



Copyright 2015 by Olson Land Surveying, LLC.

All rights reserved. No part of this survey plat may be reproduced or transmitted in any form by any means - graphic, electronic, or mechanical, including photocopying, tracing, or information storage and retrieval systems - without permission in writing from Douglas G. Olson, Olson Land Surveying, LLC.

I, Douglas G. Olson, Wisconsin Professional Land Surveyor, do hereby certify that this survey was performed by me, or under my direction in full compliance with the owner's/agent's instructions and Chapter A-E 7 of the Wisconsin Administrative Code "Minimum Standards for Property Surveys", and that this map is an accurate representation thereof to the best of my knowledge and belief.

Douglas G. Olson
Wisconsin Professional Land Surveyor - 2093

Survey Date: July 22, 2015.
Revisions:

Scale in Feet
1" = 20'
0' 10' 20' 40'

Olson Land Surveying, LLC



45 South Wisconsin Street * P.O. Box 322 * Elkhorn, Wisconsin. 53121
Telephone: (262) 723-3434 * Facsimile: (262) 723-8044
Email: doug@olsonsurveying.com

Legend
Found Concrete Monument
Found Iron Pipe, 1" dia.
Found Iron Rod, 1"-3/16"
Set by Surveyor
Recorded Information
Utility Pole
Concrete Cover
Septic Vent
Gravel
Concrete Surface

Sheet 1 of 1 Sheets
Drawing Name:
Job Reference Number
2015.065
2015.065

GI-546 316-2248