

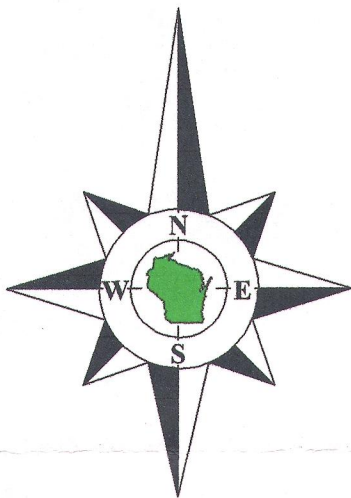
Plat of Survey

of



The South 1/2 of Lot 4 and the North 46 feet of Lot 5 in Block 1 of the Original Plat of Springfield,

located in the Southeast 1/4 of Section 7, Town 2 North, Range 18 East, Town of Lyons, Walworth County, Wisconsin.

Surveyed for: **Keefe Real Estate, Inc.**
751 Geneva Parkway
Lake Geneva, Wisconsin. 53147



Bearings reference to the Wisconsin State Plane Coordinate System, South Zone.



Notes:

- 1) This survey plat is not certified unless signed and sealed in red ink.
- 2) This survey is subject to Wisconsin lien laws. This Plat of Survey is the notice of intent to file lien. Lien waiver required.

Copyright 2014 by Jensen & Olson Land Surveying, LLC.


All rights reserved. No part of this survey plat may be reproduced or transmitted in any form by any means - graphic, electronic, or mechanical, including photocopying, tracing, or information storage and retrieval systems - without permission in writing from Douglas G. Olson, Jensen & Olson Land Surveying, LLC.

I hereby certify that I have surveyed the above described property and the map hereon is correct to the best of my professional knowledge and belief and shows the size and location of the property, its exterior boundaries, the location and dimensions of all visible structures thereon, boundary fences, apparent easements and roadways and visible encroachments, if any.

This survey is made for the exclusive use of the present owners of the property, and also those who purchase, mortgage or guarantee title thereto, within one year from the date hereof.

Douglas G. Olson
Wisconsin Registered Land Surveyor - 2093

Survey Date: June 18, 2014.
Revisions:



Jensen & Olson Land Surveying, LLC

45 South Wisconsin Street * P.O. Box 322 * Elkhorn, Wisconsin. 53121
Telephone: (262) 723-3434 * Facsimile: (262) 723-8044
Email: jensen.olson@elknet.net

- Legend**
- Found County Section Corner
 - Found Iron Pipe
 - Found Iron Rod
 - Recorded Information
 - Utility Pole
 - Concrete Cover
 - Asphalt Surface
 - Brick Pavers
 - Pedestal
 - Septic Vent
 - Concrete
 - Gravel

Sheet 1 of 1 Sheets

Job Reference Number

2014.054

2014.054

NVS-1C 218-1892