

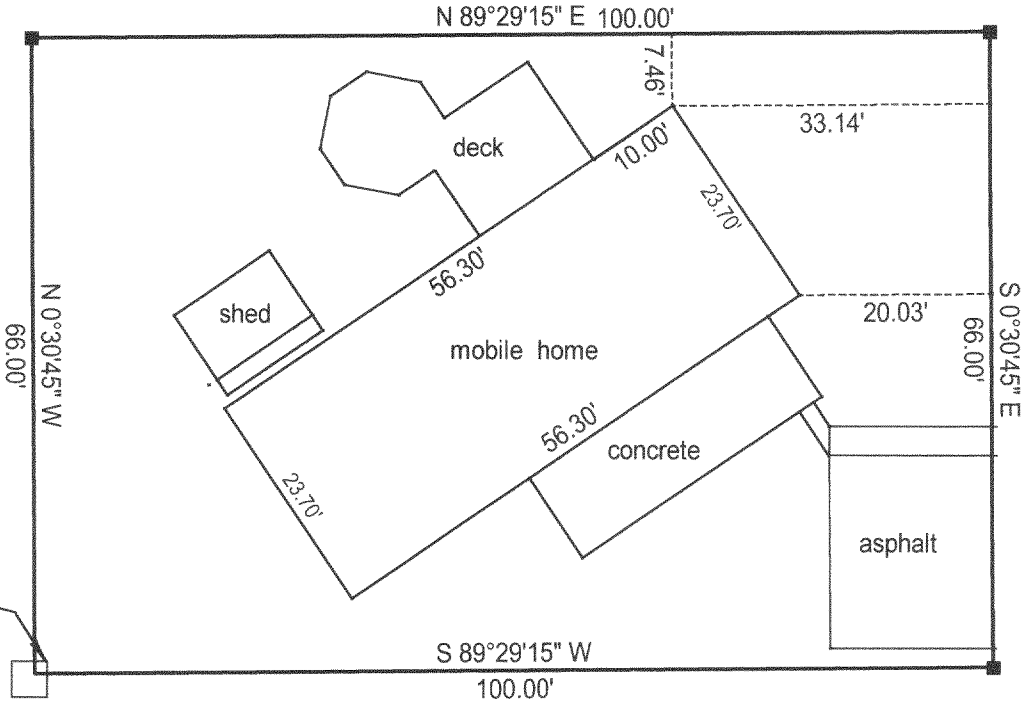
PLAT OF SURVEY

OF

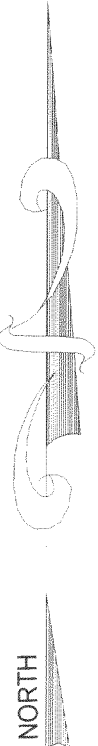

UNIT 77- 1488 MEADOW LANE IN COUNTRY ESTATES CONDOMINIUM, BEING A PART OF SECTIONS 7 AND 8, TOWNSHIP 2 NORTH, RANGE 18 EAST OF THE FOURTH PRINCIPAL MERIDIAN, WALWORTH COUNTY, WISCONSIN.

J.K. SURVEYING
JEFFREY L. KIMPS R.L.S.
7561 336TH AVE
BURLINGTON WI. 53105
262-537-4274

PREPARED FOR HELP-U-SEEL
REAL ESTATE
ELKHORN WI.



MEADOW LANE



- () = recorded as
- = found iron bar
- = found iron pipe
- = set iron pipe
- = set iron bar


SCALE 1" = 20'

JOB# 00-317

TAX KEY # NCS 00077

COMPARE LEGAL DESCRIPTION ABOVE AND DRAWING WITH DEED. FOR BUILDING RESTRICTIONS AND EASEMENTS NOT SHOWN, REFER TO DEED, ABSTRACT SOURCES AND LOCAL MUNICIPAL CODES. NOTIFY THE SURVEYOR IMMEDIATELY OF ANY DISCREPANCY.

"I hereby certify that I have surveyed the above described property and that the above map is a true representation thereof and shows the size and location of all visible structures, apparent easements and encroachments if any."
This survey is made for the present owners of the property, and those who purchase, mortgage, or guarantee the title thereto, within one year from the date hereof.



Jeffrey L. Kimps

JEFFREY L. KIMPS S-2436-008

DATE JULY 30, 2000

NCS-77 218-1212