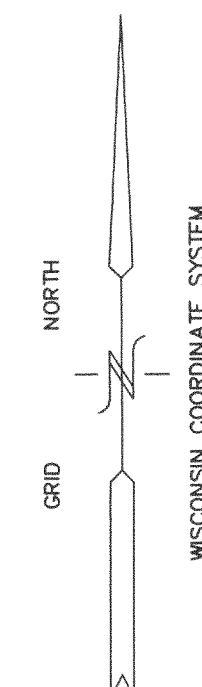


PLAT OF SURVEY
GRAND GENEVA VACATION CONDOMINIUMS

PART OF THE GRAND GENEVA RESORT
TOWN OF LYONS
WALWORTH COUNTY, WISCONSIN



SHERIDAN SPRINGS ROAD

FOUNDATIONS LOCATED 11-8-99
DECLARED AREA



MAP SCALE IN FEET ORIGINAL 1" = 50'

NOTE: COPIES OF THIS MAP TO WHICH THE FOLLOWING CERTIFICATE WILL APPLY ARE BLUE LINE PRINTS SHOWING SURVEYOR'S ORIGINAL SEAL AND SIGNATURE IN BLACK INK. COPIES BY ANY OTHER MEANS MAY HAVE ALTERATIONS WHICH DO NOT REPRESENT THE SURVEYOR'S WORK PRODUCT.

I HEREBY CERTIFY THAT THE ABOVE DESCRIBED PROPERTY HAS BEEN SURVEYED UNDER MY DIRECTION AND THAT THE ABOVE MAP IS A TRUE REPRESENTATION THEREOF AND SHOWS THE SIZE AND LOCATION OF THE PROPERTY AND ITS EXTERIOR BOUNDARIES. THIS SURVEY IS MADE FOR THE USE OF THE PRESENT OWNERS OF THE PROPERTY, AND ALSO THOSE WHO PURCHASE, MORTGAGE, OR GUARANTEE THE TITLE THERETO WITHIN ONE YEAR FROM THE DATE HEREOF.

DATED: 11-10-99

PETER S. GORDON R.L.S. 2101



WORK ORDERED BY:
MARCUS GENEVA, INC.
MILWAUKEE, WI. 53202

FARRIS, HANSEN & ASSOCIATES, INC.
ENGINEERING - ARCHITECTURE - SURVEYING
7 RIDGWAY COURT P.O. BOX 437
ELKHORN, WISCONSIN 53121
OFFICE: (262) 723-2098 FAX: (262) 723-5886

REVISIONS

PROJECT NO.
4349
DATE
11-10-99
SHEET NO.
1 OF 1

NGCV-1
218-1152