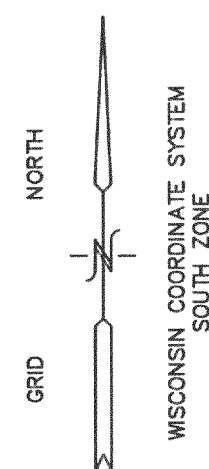


# PLAT OF SURVEY

UNIT 15-14  
GENEVA NATIONAL CONDOMINIUM  
NO. 15  
LOCATED IN TOWN 2 NORTH, RANGE 17 EAST  
WALWORTH COUNTY, WISCONSIN



GULLANE COURT  
86' WIDE PRIVATE ROADWAY

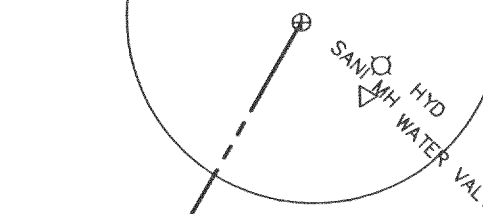
GENEVA NATIONAL AVENUE  
66' WIDE PRIVATE ROADWAY

UNIT 15-14  
19,759 S.F.

UNIT 15-15

UNIT 15-12

UNIT 15-13



FOUND IRON REBAR STAKE  
N 43° 51' W 0.12'

TC BOX  
CATV BOX  
TRANS

S 55° 01' 50" E  
118.37'  
10' SIDE YARD


CATV BOX  
ELEC BOX  
TC BOX  
S 47° 57' 22" E  
22.69'

25' STREET YARD

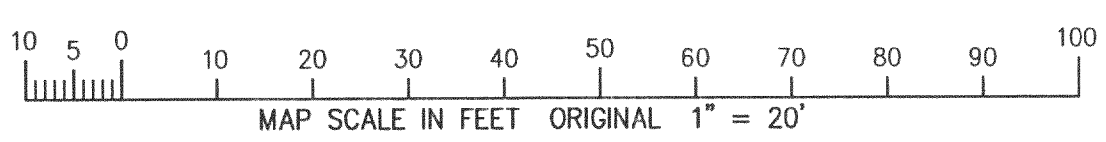
R=484.00  
C=142.14  
C=41.63  
N 55° 57' 26" W

40' REAR YARD

S 42° 27' 21" W  
136.31'



● = FOUND IRON REBAR STAKE  
(xxx) = RECORDED AS



NOTE: COPIES OF THIS MAP TO WHICH THE FOLLOWING CERTIFICATE WILL APPLY SHOW SURVEYOR'S ORIGINAL SEAL AND SIGNATURE IN RED INK. COPIES BY ANY OTHER MEANS MAY HAVE ALTERATIONS WHICH DO NOT REPRESENT THE SURVEYOR'S WORK PRODUCT.

I HEREBY CERTIFY THAT THE ABOVE DESCRIBED PROPERTY HAS BEEN SURVEYED UNDER MY DIRECTION AND THAT THE ABOVE MAP IS A TRUE REPRESENTATION THEREOF AND SHOWS THE SIZE AND LOCATION OF THE PROPERTY AND ITS EXTERIOR BOUNDARIES. THIS SURVEY IS MADE FOR THE USE OF THE PRESENT OWNERS OF THE PROPERTY, AND ALSO THOSE WHO PURCHASE, MORTGAGE, OR GUARANTEE THE TITLE THERETO WITHIN ONE YEAR FROM THE DATE HEREOF.

DATED: 08/07/02

PETER S. GORDON R.L.S. 2101

WORK ORDERED BY  
JIM ELLIOT - KEEFE REAL ESTATE  
P.O. BOX 460  
LAKE GENEVA, WI 53147

FARRIS, HANSEN & ASSOCIATES, INC.  
Engineering, Architecture, Surveying  
7 Ridgway Court P.O. Box 437  
ELKHORN, WISCONSIN 53121  
Office: (262) 723-2098  
Fax: (262) 723-5886

REVISIONS

PROJECT NO.  
3269.15-14  
DATE:  
08/07/02  
SHEET NO.  
1 OF 1

AUG 9 2002

JGN15-14

217-2378