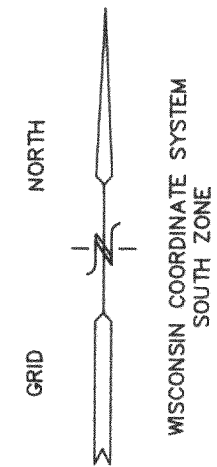


# PLAT OF SURVEY

UNIT 3-36  
GENEVA NATIONAL CONDOMINIUM  
NO. 3  
LOCATED IN TOWN 2 NORTH, RANGE 17 EAST  
WALWORTH COUNTY, WISCONSIN



WILMINGTON WAY  
PRIVATE ROADWAY

UNIT 3-35


UNIT 3-36  
17,725 S.F.

UNIT 3-37

UNIT 3-40

UNIT 3-39

- LEGEND
- = FOUND IRON REBAR STAKE
  - = SET STEEL PIN W/CAP
  - (xxx) = RECORDED AS

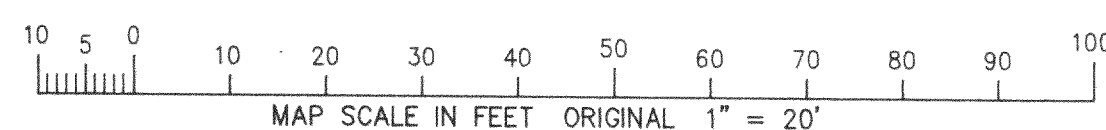



NOTE: COPIES OF THIS MAP TO WHICH THE FOLLOWING CERTIFICATE WILL APPLY ARE BLUE LINE PRINTS SHOWING SURVEYOR'S ORIGINAL SEAL AND SIGNATURE IN BLACK INK. COPIES BY ANY OTHER MEANS MAY HAVE ALTERATIONS WHICH DO NOT REPRESENT THE SURVEYOR'S WORK PRODUCT.

I HEREBY CERTIFY THAT THE ABOVE DESCRIBED PROPERTY HAS BEEN SURVEYED UNDER MY DIRECTION AND THAT THE ABOVE MAP IS A TRUE REPRESENTATION THEREOF AND SHOWS THE SIZE AND LOCATION OF THE PROPERTY AND ITS EXTERIOR BOUNDARIES. THIS SURVEY IS MADE FOR THE USE OF THE PRESENT OWNERS OF THE PROPERTY, AND ALSO THOSE WHO PURCHASE, MORTGAGE, OR GUARANTEE THE TITLE THERETO WITHIN ONE YEAR FROM THE DATE HEREOF.

DATED: 6-9-97

*Peter S. Gordon*  
PETER S. GORDON R.L.S. 2101



WORK ORDERED BY  
KEEFE REAL ESTATE, INC.  
704 MAIN STREET  
LAKE GENEVA, WI 53147

FARRIS, HANSEN & ASSOCIATES, INC.  
Engineering, Architecture, Surveying  
7 Ridgway Court P.O. Box 437  
ELKHORN, WISCONSIN 53121  
Office: (414) 723-2098  
Fax: (414) 723-5886

REVISIONS

PROJECT NO.  
3269.3-36  
DATE:  
5/9/97  
SHEET NO.  
1 OF 1

56N-3-36

217-1552