



DELAN, WISCONSIN 53115  
414-728-6737

N.E. CORNER OF THE S 1/2 OF THE  
S.W. 1/4 OF SECT. 3-2-15



That part of the South 1/2 of the S.W. 1/4 of Section 3, Town 2 North, Range 15 East, in the Town of Darien, Walworth County, Wisconsin, bounded and described as follows: Commencing at the N.E. corner of the South 1/2 of said S.W. 1/4 Section; Thence West along the North line of the South 1/2 of said 1/4 Section, 791.82 feet to the point of beginning; Thence South, 650.00 feet; Thence West, 56.59 feet to the point of a curve whose center lies to the South with a radius of 453.00 feet and a chord bearing S.70°30'00"W., 302.43 feet, Thence Southwesterly along the arc of said curve, 308.35 feet; Thence N.39°00'00"W., 92.69 feet; Thence North, 678.99 feet to the North line of the South 1/2 of said 1/4 Section, Thence East along said line, 400.00 feet to the point of beginning.

FROM DATE HEREOF.



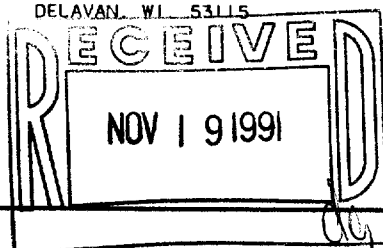
DAVID F. ABELL

WISCONSIN REGISTERED LAND SURVEYOR, S-1596

August 13, 1991

DATE MAY 15, 1977 JOB NUMBER - 91167  
NOTE: THIS IS NOT A CERTIFIED COPY UNLESS SEALED.

ORDERED BY: PROFESSIONAL REALTY  
706 E. GENEVA ST.  
DELAVAN, WI 53115



215-297

RSW-8