

LOTS 3, 4, 8, 9 & 10, BLOCK 2, ROSE NIPPERSINK GARDENS, a subdivision of part of Section 24, Township 1 North, Range 18 East of the 4th Principal Meridian, in the Township of Bloomfield, County of Walworth and State of Wisconsin.

SCALE: 1" = 40'

FOUND IRON PIPE

soil borings

util. boxes

LOT 3

LOT 4

LOT 10

LOT 9

LOT 8


CHORD = 195.18' plat 195.00' meas.

CHORD = 75.00' plat 74.91' meas.


CHORD = 75.00' plat 74.82' meas.

LILAC AVENUE

TULIP DRIVE




**Land Surveys
Mapping And Planning
35117 Academy Road
Burlington, Wisconsin 53105
(414) 534-4109**



Robert J. Weber

"I hereby certify that I have surveyed the above described property and that the above map is a true representation thereof and shows the size and location of the property, its exterior boundaries, the location of all visible structures and dimensions of all principal buildings thereon, boundary fences, apparent easements, roadways and encroachments, if any.



12/11/91
DATE

756
JOB NUMBER

MRNG 00011
MRNG 00013
MRNG 00014