

LEGEND

- FOUND 1" IRON PIPE
- FOUND IRON ROD
- EXISTING BUILDING
- EXISTING PATIO
- EXISTING CONCRETE
- EXISTING WELL
- EXISTING POWER POLE
- ( XX ) RECORDED AS

LEGAL DESCRIPTION:

A PARCEL OF LAND LOCATED IN THE NORTHEAST 1/4 OF THE NORTHWEST 1/4 OF SECTION 16 IN TOWNSHIP 1 NORTH, RANGE 17 EAST, IN THE TOWN OF LINN, WALWORTH COUNTY, WISCONSIN, MORE PARTICULARLY DESCRIBED AS:

LEGAL DESCRIPTION:

LOTS 11 AND 12 OF BLOCK 14 OF THE WOODDALE ADDITION SUBDIVISION AS RECORDED IN DOCUMENT NO. P255821 AS PER THE WALWORTH COUNTY REGISTER OF DEEDS.

N



# PLAT OF SURVEY

A PARCEL OF LAND LOCATED IN THE NORTHEAST 1/4 OF THE NORTHWEST 1/4 OF SECTION 16 IN TOWNSHIP 1 NORTH, RANGE 17 EAST, IN THE TOWN OF LINN, WALWORTH COUNTY, WISCONSIN.

SURVEY ORDERED BY:


MAC COREY

PROPERTY ADDRESS:

N1615 WOODDALE DRIVE  
LAKE GENEVA, WI 53147

SURVEYOR:

PAUL H. VAN HENKELUM, PLS  
CARDINAL ENGINEERING LLC



VALLEY VIEW ROAD  
LOT "D"

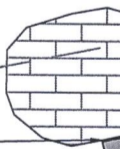
(270.00')  
N29° 14' 14"E 271.43'

R=781.00', L=207.02'  
Ch=S8° 48' 55"E 206.41'  
(R=781.00' L=206.50')

WOODDALE DRIVE  
(LAKEVIEW ROAD)  
PRIVATE ROAD

EXISTING GARAGE

LOT 12



EXISTING DWELLING

12" CULVERT END SECTION

UNPLATTED LAND  
IL 1600009


(67.00')  
N01° 24' 15"W 67.01'

LOT 11

S79° 42' 28"W 187.34'  
(187.08')

LOT 10

BLOCK 14  
OF WOODDALE ADDITION  
SUBDIVISION



0 30 60 Feet  
SCALE: 1"=30'

NOTE:

1. BASIS OF BEARING: THE WISCONSIN STATE PLANE COORDINATE SYSTEM, NAD-83, SOUTH ZONE.
2. FIELD WORK COMPLETED APRIL 30, 2021
3. BUILDING SURVEYED TO THE EXTERIOR OF SIDING.
4. FIELD CREW CHIEF: RAY MCARDLE

"I HEREBY CERTIFY THAT I HAVE SURVEYED THE ABOVE DESCRIBED PROPERTY AND THE MAP IS A TRUE AND CORRECT REPRESENTATION OF ITS EXTERIOR BOUNDARIES AND SHOWS THE SIZE AND LOCATION OF ALL VISIBLE STRUCTURES, APPARENT EASEMENTS AND ENCROACHMENTS, IF ANY."

*Paul H. Van Henkelum*  
PAUL H VAN HENKELUM, PLS #1931

*4/30/2021*  
DATE



CARDINAL ENGINEERING LLC  
DESIGNING IN TRUE DIRECTIONS

PO BOX 281 - 1200 LA SALLE ST.  
LAKE GENEVA, WI 53147  
262-757-8776  
CARDINALENGINEERINGWI.COM

DATE: 04/30/2021 JOB No. 21375  
SHEET 1 OF 1 EJO

IIW-76C

117-4521