

# Plat of Survey


of

## Lot 41 (except the North 5 feet of Lot 41) in Robinson's Second Subdivision,



located in the Northwest 1/4 of Section 14, Town 1 North, Range 17 East, Town of Linn, Walworth County, Wisconsin.

Surveyed for: **RE/MAX Geneva Realty, Ltd.**

101 Broad Street, Suite 102  
Lake Geneva, Wisconsin. 53147



Bearings are assumed.



### Notes:

- 1) This survey plat is not certified unless signed and sealed in red ink.
- 2) This survey is subject to Wisconsin lien laws. This Plat of Survey is the notice of intent to file lien. Lien waiver required.

Copyright 2014 by Jensen & Olson Land Surveying, LLC.


All rights reserved. No part of this survey plat may be reproduced or transmitted in any form by any means - graphic, electronic, or mechanical, including photocopying, tracing, or information storage and retrieval systems - without permission in writing from Douglas G. Olson, Jensen & Olson Land Surveying, LLC.

I hereby certify that I have surveyed the above described property and the map hereon is correct to the best of my professional knowledge and belief and shows the size and location of the property, its exterior boundaries, the location and dimensions of all visible structures thereon, boundary fences, apparent easements and roadways and visible encroachments, if any.

This survey is made for the exclusive use of the present owners of the property, and also those who purchase, mortgage or guarantee title thereto, within one year from the date hereof.

Douglas G. Olson  
Wisconsin Registered Land Surveyor - 2093

Survey Date: September 22, 2014.  
Revisions: No. 1 - Pipe on South Line & Fence Dimensions



**Jensen & Olson Land Surveying, LLC**  
45 South Wisconsin Street \* P.O. Box 322 \* Elkhorn, Wisconsin. 53121  
Telephone: (262) 723-3434 \* Facsimile: (262) 723-8044  
Email: jensen.olson@elknet.net

**Legend**  
o Found Iron Pipe, 1" dia.  
o Set Iron Pipe, 1" dia.  
( ) Recorded Information  
x Utility Pole  
o Concrete Cover  
o Asphalt Surface  
o Gravel Surface  
o Paving Blocks

Sheet 1 of 1 Sheets  
Drawing Name:  
Job Reference Number  
**2014.111**

**2014.111**

IRB2-32 117-3784