

PREPARED FOR
ENGERMAN CONTRACTING, INC.
W3411 LINTON RD.
LAKE GENEVA, WI 53147

LYNCH & ASSOCIATES
ENGINEERING CONSULTANTS, LLC.
5482 S. WESTRIDGE DR.
NEW BERLIN, WI 53151
(262) 248-3697

PLAT OF SURVEY -OF-


LOT 1, CERTIFIED SURVEY MAP NO. 1671, LOCATED IN THE SE
1/4 OF SECTION 15, TOWN 1 NORTH, RANGE 17 EAST,
WALWORTH COUNTY, WISCONSIN, RECORDED MARCH 10, 1988
IN VOLUME 8 OF CERTIFIED SURVEYS, ON PAGE 34, AS
DOCUMENT NO. 159542.

NOTE:

No title commitment or results of a title search were provided to this office pertaining to this survey. This Plat Of Survey may not reflect easements of record, encumbrances, restrictions, ownership, title evidence, or other facts that a current and accurate title search may disclose.

I have surveyed the above-described property and the above map is a true representation thereof and shows the size and location of the property, its exterior boundaries, the location and dimensions of all structures thereon, fences apparent easements and roadways and visible encroachments, if any.

This survey is made for the exclusive use of the present owners of the property, and also those who purchase, mortgage, or insure the title thereto within one (1) year from date hereof; and as to them I warrant the accuracy of said survey map.



DATED THIS 16th DAY OF DECEMBER, 2014

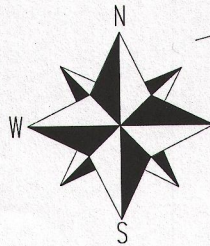
KENNETH B. MEHRING S-2838
Wisconsin Registered Land Surveyor
(original if signed in red)

LEGEND

- ⊙ FOUND 2" IRON PIPE
- FOUND 1/2" IRON ROD
- FOUND 3/4" IRON ROD
- SET 5/8" O.D. X 18" IRON ROD 1.13#/L.F.



(XX) RECORDED AS

- OVERHEAD UTILITY LINE
- ⊗ POWER POLE
- WELL
- ⊙ SEPTIC VENT
- ⊕ SEPTIC TANK COVER
- WOOD FENCE



BEARINGS HEREON REFERENCED
TO C.S.M. 1671

SCALE 1" = 30'



JOB # 14-554-5
TAX ID # 1A167100001

1A1671-1

117-3715