

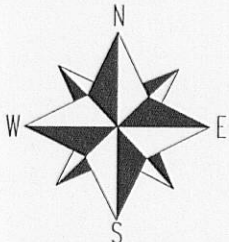

PREPARED FOR
BEAA SHEEHAN
KEEFE REALESTATE
751 GENEVA PARKWAY
LAKE GENEVA WI. 53147

PLAT OF SURVEY

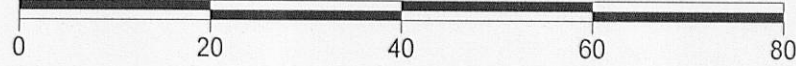
KROTT SURVEYING INC.

N3705 WILLOW BEND LANE
LAKE GENEVA WI. 53147
PHONE # (262)248-3697
FAX # (262)249-0639

-OF-
LOT 8, BLOCK 1, WOODDALE ADDITION, TOWN 1 NORTH, RANGE 17 EAST,
TOWN OF LINN, WALWORTH COUNTY, WISCONSIN.



SCALE 1" = 20'




LEGEND

- FOUND IRON PIPE
- WELL
- ⊕ CONCRETE LID
- (xx) RECORDED AS
- TAX ID # 11W0009
- JOB # 11-104

NOTE: BEARINGS ARE REFERENCED TO PREVIOUS SURVEYS OF RECORD
I have surveyed the above-described property and the above map is a true representation thereof and shows the size and location of the property, its exterior boundaries, the location and dimensions of all structures thereon, fences apparent easements and roadways and visible encroachments, if any.

This survey is made for the exclusive use of the present owners of the property, and also those who purchase, mortgage, or insure the title thereto within one (1) year from date hereof; and as to them I warrant the accuracy of said survey map.



DATED THIS 12th DAY OF JULY 2011.

John P. Krott
JOHN KROTT S - 2258
Wisconsin Registered Land Surveyor
(original if signed in red)

117-3320-3390