


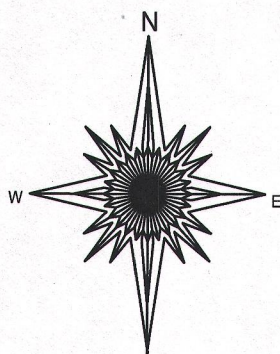
PREPARED FOR:
TRICIA FORBECK
KEEFE REAL ESTATE
LAKE GENEVA, WI.

PLAT OF SURVEY

- OF -

PATHFINDER SURVEYING INC.
(formerly)
J.K. SURVEYING INC.
P.O BOX 322
LAKE GENEVA, WI. 53147
WWW.PATHFINDERSURVEYING.NET
262-248-8303

LOT 23 OF COUNTRY CLUB ESTATES UNIT 2, LOCATED IN THE
VILLAGE OF FONTANA-ON-GENEVA LAKE, WALWORTH COUNTY,
WISCONSIN.




BASIS OF BEARING OF THIS PLAT: THE EAST LINE OF THE LOT SURVEYED
WAS ASSUMED TO BEAR N 10° W.

I hereby certify that I have surveyed the above- described property and the
above map is a true representation thereof and shows the size and
location of the property, its exterior boundaries, the location and
dimensions of all structures thereon, fences, apparant easements and
roadways and visible encroachments if any.

This survey is made for the present owners of the property, and those who
purchase, mortgage, or guarantee the title thereto, within one year from
the date hereof.

DATED THIS 27TH DAY OF AUGUST, 2015.




- () = recorded as
- = found iron bar
- = found iron pipe
- = set iron pipe
- = set iron bar

SCALE 1" = 20'

JOB # 15-272

TAX ID # SCO200022



JEFFREY L. KIMPS S - 2436
Wisconsin Professional Land Surveyor
(original if signed in red)