


PREPARED FOR:
JEFFERY AND NANCY PARRISH
1026 TARRANT DR.
FONTANA, WI 53125



- LEGEND**
- FOUND 1" IRON PIPE
 - FOUND 5/8" IRON ROD W/ CAP
 - SET 1.3" O.D. X 18" IRON PIPE 1.13#/L.F. (MIN.)
 - (XX) RECORDED AS
 - ⊗ UTILITY PEDISTAL
 - ⊙ MANHOLE

BEARINGS HEREON REFERENCED TO
THE RECORDED PLAT OF COUNTRY
CLUB ESTATES, ADDITION K.


SCALE 1" = 20'

NOTES:

1. This survey is a retracement of that performed by Kenneth B. Abernathy, Jr., Nov. 28, 2001.
2. No title commitment or results of a title search were provided to this office pertaining to this survey. This Plat Of Survey may not reflect easements of record, encumbrances, restrictions, ownership, title evidence, or other facts that a current and accurate title search may disclose.

I have surveyed the above-described property and the above map is a true representation thereof and shows the size and location of the property, its exterior boundaries, the location and dimensions of all structures thereon, fences apparent easements and roadways and visible encroachments. if any.

This survey is made for the exclusive use of the present owners of the property, and also those who purchase, mortgage, or insure the title thereto within one (1) year from date hereof; and as to them I warrant the accuracy of said survey map.



DATED THIS 12th DAY OF JUNE 2014

KENNETH B. MEHRING S-2838
Wisconsin Registered Land Surveyor
(original if signed in red)

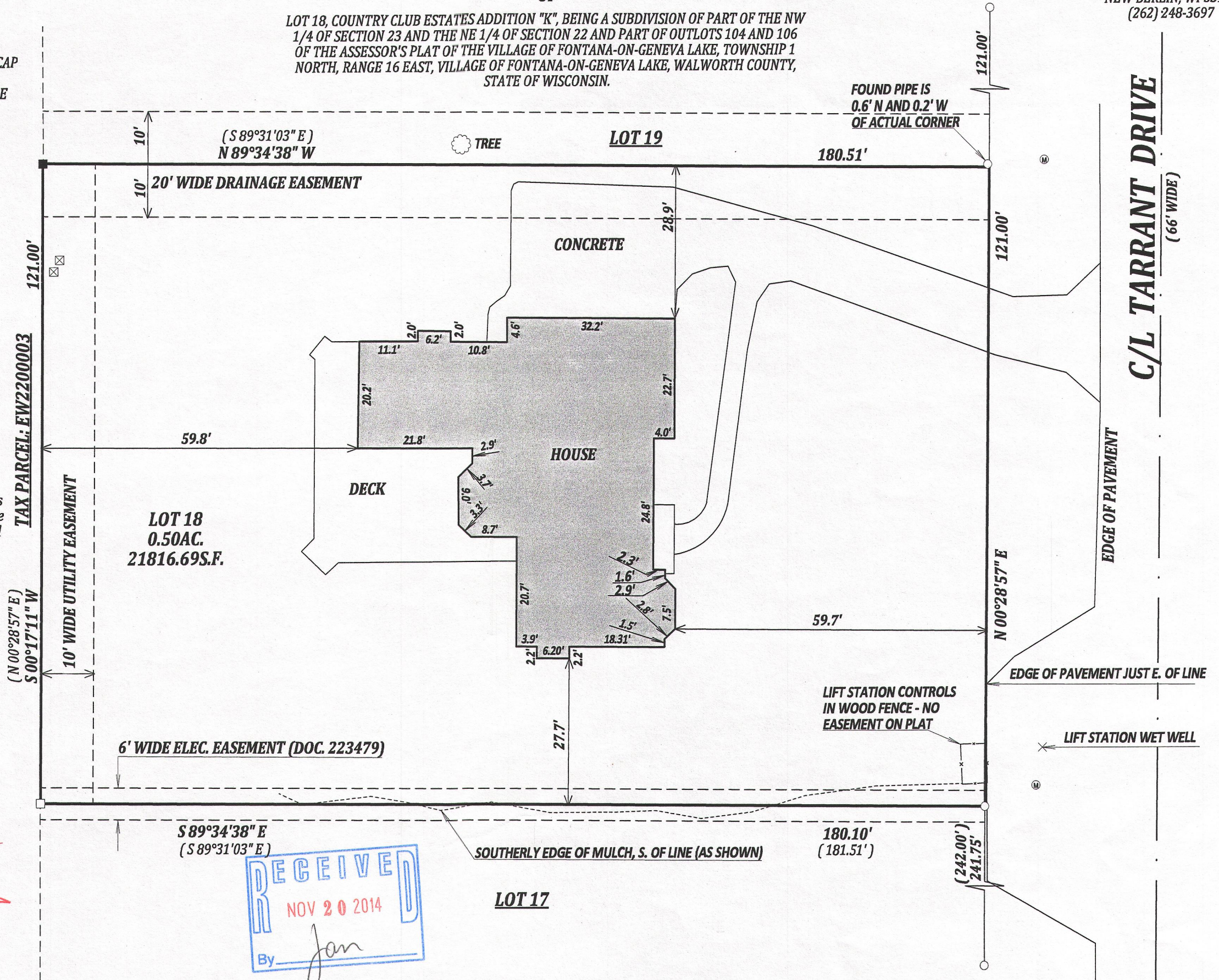
JOB # 14-557
TAX ID # SCTK00018

PLAT OF SURVEY

-OF-

LOT 18, COUNTRY CLUB ESTATES ADDITION "K", BEING A SUBDIVISION OF PART OF THE NW 1/4 OF SECTION 23 AND THE NE 1/4 OF SECTION 22 AND PART OF OUTLOTS 104 AND 106 OF THE ASSESSOR'S PLAT OF THE VILLAGE OF FONTANA-ON-GENEVA LAKE, TOWNSHIP 1 NORTH, RANGE 16 EAST, VILLAGE OF FONTANA-ON-GENEVA LAKE, WALWORTH COUNTY, STATE OF WISCONSIN.

LYNCH & ASSOCIATES
ENGINEERING CONSULTANTS, LLC.
5482 S. WESTRIDGE DR.
NEW BERLIN, WI 53151
(262) 248-3697



SCTK-18

005-3080