


PREPARED FOR  
KEEFE REAL ESTATE  
C/O BARB PHILLIPS  
751 GENEVA PKWY  
LAKE GENEVA WI. 53147

# PLAT OF SURVEY

- OF -

LOT 22, COUNTRY CLUB ESTATES UNIT 2. LOCATED IN THE VILLAGE  
OF FONTANA-ON-GENEVA LAKE WALWORTH COUNTY, WISCONSIN.

PATHFINDER SURVEYING INC.  
W2888 KRUEGER RD. UNIT "D"  
LAKE GENEVA WI. 53147  
(262) 248-3697




NOTE: BEARINGS REFRENCED TO PREVIOUS SURVEY OF RECORD

● CONCRETE MONUMENT W \ PIPE

⊗ POWER POLE

— E — OVER HEAD WIRES

(XXX) RECORDED AS



SCALE 1" = 20'


JOB # 06-533

TAXID # SCO200019

COMPARE LEGAL DESCRIPTION ABOVE AND DRAWING WITH DEED. FOR BUILDING RESTRICTIONS AND EASEMENTS NOT SHOWN, REFER TO DEED, ABSTRACT SOURCES AND LOCAL MUNICIPAL CODES. NOTIFY THE SURVEYOR IMMEDIATELY OF ANY DISCREPANCY.

"I hereby certify that I have surveyed the above described property and that the above map, to the best of my knowledge and belief, is a true representation thereof and shows the size and location of all visible structures, apparent easements and encroachments if any."

This survey is made for the present owners of the property, and those who purchase, mortgage, or guarentee the title thereto, within one year from the date hereof.



JOHN KROTT S - 2258  
Wisconsin Registered Land Surveyor  
(original if signed in red)

DATED THIS THE 2nd DAY OF NOVEMBER 2006.

005-2421