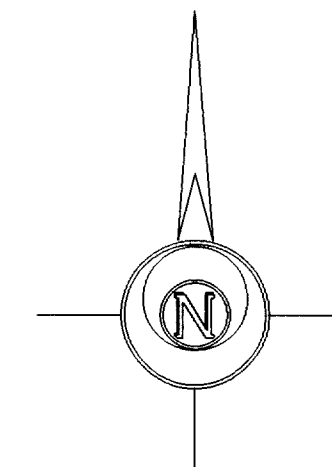


# Plat of Survey


Unit No. 130 of Abbey Springs Condominium No. 4,  
located in the Southwest 1/4 of Section 18, Town 1 North, Range 17  
East, Village of Fontana-on-Geneva Lake, Walworth County, Wisconsin.

Surveyed for: **Michael Raymond Custom Homes**  
2000 West Main Street • Suite E  
St. Charles, Illinois. 60174


Tax Parcel  
IL 18000019B



Bearings reference to the Plat of  
Abbey Springs Condominium No. 4.



- Notes: 1) This survey plat is not certified unless signed and sealed in red ink.
- 2) This survey is subject to Wisconsin lien laws. This Plat of Survey is the notice of intent to file lien. Lien waiver required.



Copyright © 2004 by Jensen & Olson Land Surveying, LLC.

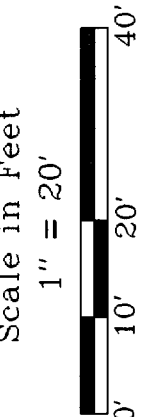
All rights reserved. No part of this survey plat may be reproduced or transmitted in any form by any means - graphic, electronic, or mechanical, including photocopying, tracing, or information storage and retrieval systems - without permission in writing from Douglas G. Olson, Jensen & Olson Land Surveying, LLC.

I hereby certify that I have surveyed the above described property and the map hereon is correct to the best of my professional knowledge and belief and shows the size and location of the property, its exterior boundaries, the location and dimensions of all visible structures thereon, boundary fences, apparent easements and roadways and visible encroachments, if any.

This survey is made for the exclusive use of the present owners of property, and also those who purchase, mortgage or guarantee title thereto, within one year from the date hereof.

Douglas G. Olson  
Wisconsin Registered Land Surveyor - 2093

Survey Date: June 3, 2004.  
Revisions:



Jensen & Olson Land Surveying, LLC

45 South Wisconsin Street P.O. Box 322  
Elkhorn, Wisconsin. 53121  
Telephone (262) 723-3434  
Facsimile (262) 723-8044

#### Legend

- Found Iron Pipe
- Set in and 3/4" dia.
- Found Pk Nail
- Recorded Information
- Utility Pedestal
- Manhole
- Water Valve
- Concrete Surface
- Asphalt
- Deciduous Tree

Sheet 1 of 1 Sheets

Job Reference Number

2004.081

2004.081