

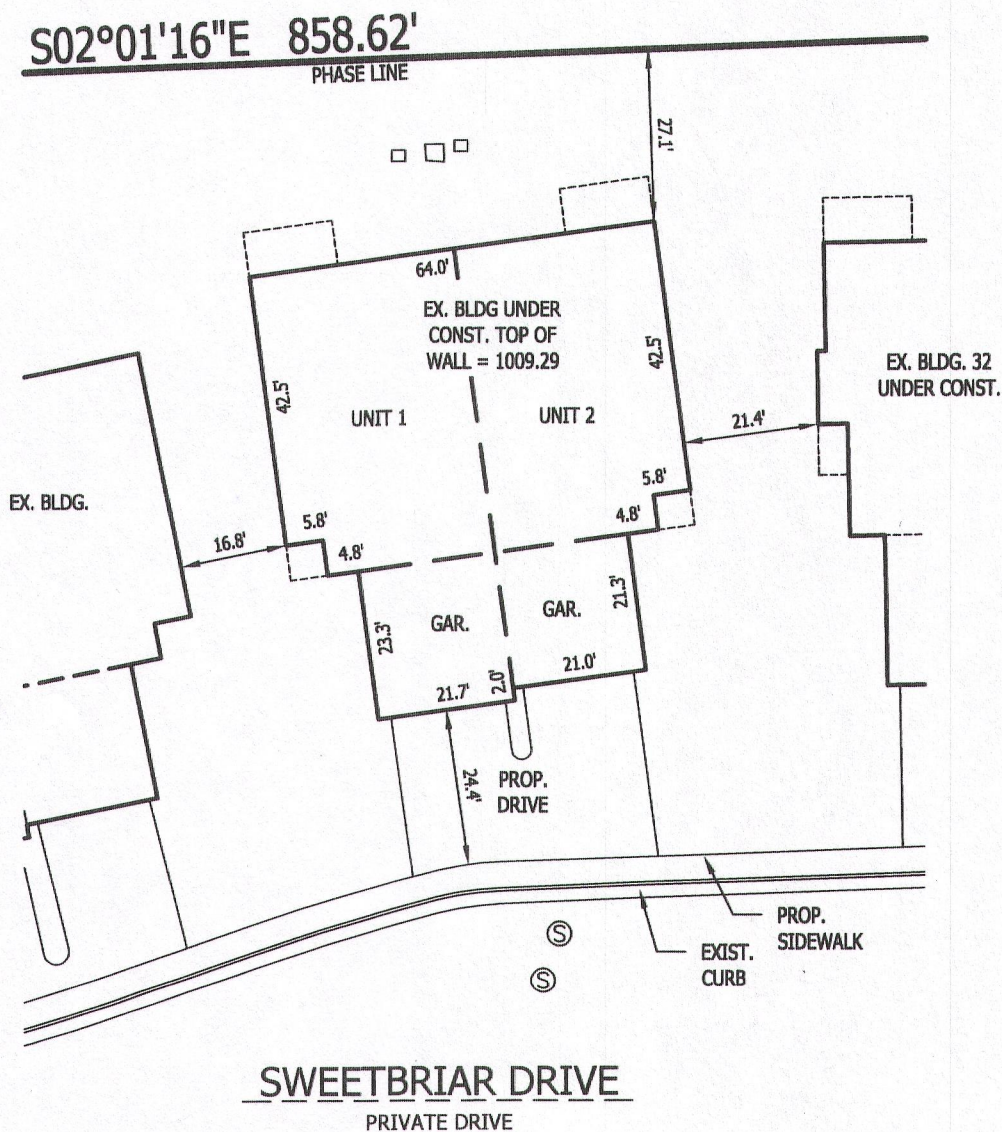
BEING A PART OF THE CONDOMINIUM PLAT OF HARVEST POINTE LOCATED IN THE NW 1/4 OF THE SW 1/4 OF SECTION 30, TOWNSHIP 3 NORTH, RANGE 17 EAST, CITY OF ELKHORN, WALWORTH COUNTY, WISCONSIN.

SURVEY FOR:
BIELINSKI HOMES, INC
1830 MEADOW LANE, SUITE A
PEWAUKEE, WI 53072

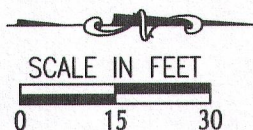
- - 1" IRON PIPE FOUND
- - UTILITY BOX
- Ⓢ - MANHOLE

CONDOMINIUMS RECORDED AT
WALWORTH COUNTY REGISTER
OF DEEDS OFFICE.

RECEIVED
FEB 16 2017
By *smf*



SWEETBRIAR DRIVE
PRIVATE DRIVE




I HEREBY CERTIFY THAT I HAVE SURVEYED THE ABOVE DESCRIBED PROPERTY AND THAT THE ABOVE MAP IS A TRUE REPRESENTATION THEREOF AND SHOWS THE SIZE AND LOCATION OF THE PROPERTY, ITS EXTERIOR BOUNDARIES, THE LOCATION OF ALL VISIBLE STRUCTURES AND DIMENSIONS OF ALL PRINCIPAL BUILDINGS THEREON, BOUNDARY FENCES, APPARENT EASEMENTS, ROADWAYS, AND VISIBLE ENCROACHMENTS, IF ANY.

THIS SURVEY IS MADE FOR THE USE OF THE PRESENT OWNERS OF THE PROPERTY, AND ALSO THOSE WHO PURCHASE, MORTGAGE, OR GUARANTEE THE TITLE THERETO WITHIN ONE (1) YEAR FROM DATE HEREOF.

SEH 501 MAPLE AVE., DELAFIELD, WI 53018 262-646-6855

PATH: P:\B12245\DWG\31 POS.DWG



004-2572