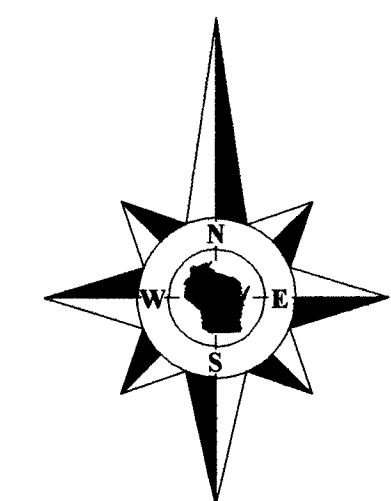


Note:
 (88')Plat - Indicates dimension as shown on the Original Plat of the City of Elkhorn.
 (88.7')Tubbs - Indicates dimension as shown on Mr. Tubbs' survey of the City of Elkhorn.


Plat of Survey

of
**Lot 3 in Block 39 of Davis Addition
 to the Village of Elkhorn,**
 a subdivision located in the Northeast 1/4 of Section 36, Town 3 North,
 Range 16 East, City of Elkhorn, Walworth County, Wisconsin.

Surveyed for: **Jim & Chris Lumkes**
 4465 County Road P
 Delavan, Wisconsin. 53115



Bearings reference to previous
 surveys of record.



Notes:

- 1) This survey plat is not certified unless signed and sealed in red ink.
- 2) This survey is subject to Wisconsin lien laws. This Plat of Survey is the notice of intent to file lien. Lien waiver required.

DEC 3 2013
jl

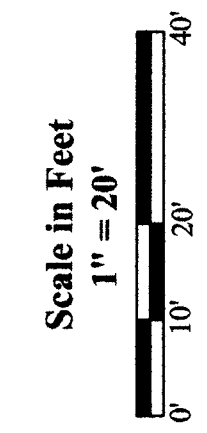
Copyright 2013 by Jensen & Olson Land Surveying, LLC.

All rights reserved. No part of this survey plat may be reproduced or transmitted in any form by any means - graphic, electronic, or mechanical, including photocopying, tracing, or information storage and retrieval systems - without permission in writing from Douglas G. Olson, Jensen & Olson Land Surveying, LLC.

I, Douglas G. Olson, Wisconsin Registered Land Surveyor, do hereby certify that this survey was performed by me, or under my direction in full compliance with the owner's/agent's instructions and Chapter A-E 7 of the Wisconsin Administrative Code "Minimum Standards for Property Surveys"; and that this map is an accurate representation thereof to the best of my knowledge and belief.

Douglas G. Olson
 Wisconsin Registered Land Surveyor - 2093

Survey Date: November 8, 2013
 Revisions:



Jensen & Olson Land Surveying, LLC
 45 South Wisconsin Street * P.O. Box 322 * Elkhorn, Wisconsin. 53121
 Telephone: (262) 723-3434 * Facsimile: (262) 723-8044
 Email: jensen.olson@elknet.net

Legend Found Iron Pipe Found Iron Rod Set Wood Stake Recorded Information Utility Pole Utility Pedestal Asphalt Surface Concrete Surface	Sheet 1 of 1 Sheets Drawing Name: dm16-2013114-2013114P.dwg Job Reference Number 2013.114
	2013.114

Yd -27 004-2406