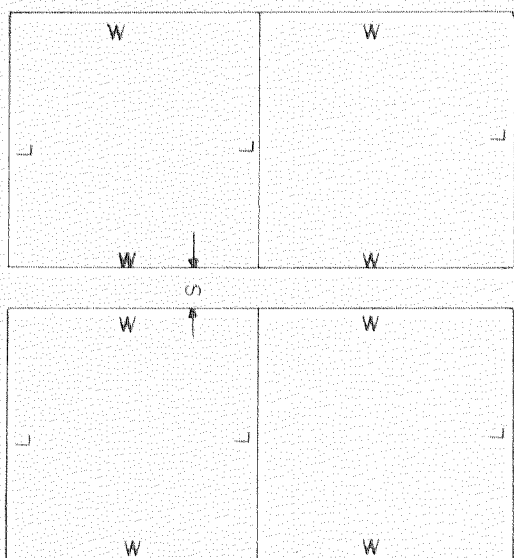


ABBHEY SPRINGS CONDO. NO. 7


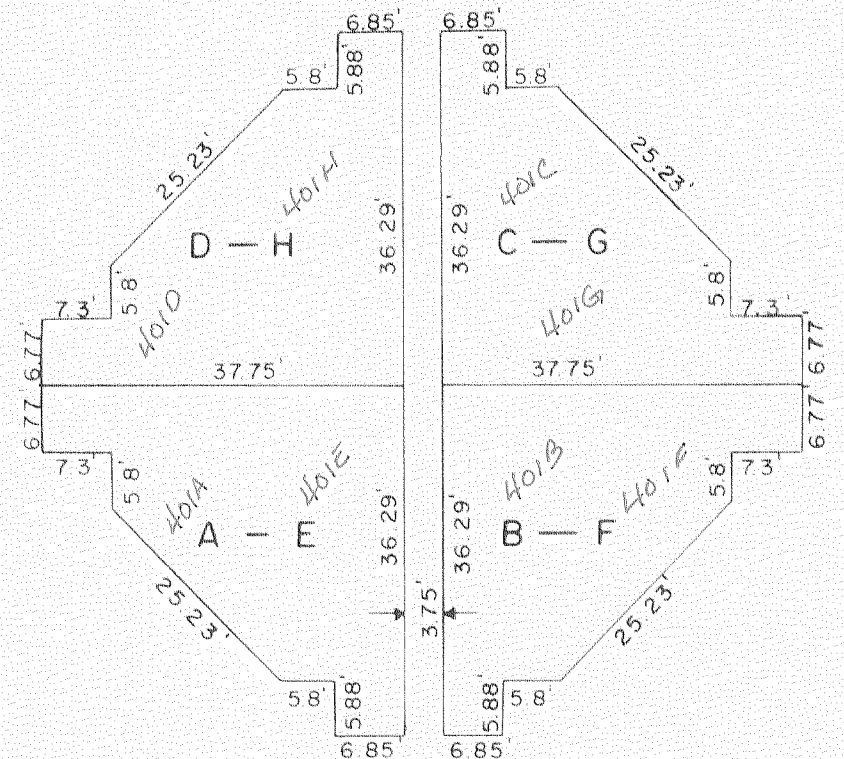
LOCATED IN THE SE 1/4 OF SEC. 13,
TIN, R16E, VILLAGE OF FONTANA,
WALWORTH COUNTY, WISCONSIN

SCDB 7



	W	L	S
405	28.36'	28.65'	3.5'
407	26.4'	26.4'	4'
409	26.42'	26.4'	4'

SCALE 1" = 20'



SCALE 1" = 100'

