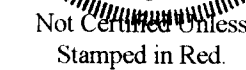
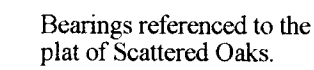




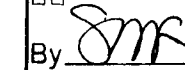
of

a subdivision located in the Southwest 1/4 of the Southwest 1/4 of Section 36,
Town 4 North, Range 15 East, Town of Whitewater, Walworth County, Wisconsin.

N7331 County Road P
Whitewater, Wisconsin. 53190



- 1) This survey plat is not certified unless signed and sealed in red ink.
- 2) This survey is subject to Wisconsin lien laws. This Plat of Survey is the notice of intent to file lien. Lien waiver required.



All rights reserved. No part of this survey plat may be reproduced or transmitted in any form by any means - graphic, electronic, or mechanical, including photocopying, tracing, or information storage and retrieval systems - without permission in writing from Douglas G. Olson, Jensen & Olson Land Surveying, LLC.

Douglas G. Olson
Wisconsin Registered Land Surveyor - 2093

415-1225

140 South Wisconsin Street P.O. Box 342 Ekhof, Wisconsin, 53121

Telephone: (262) 723-3434 * Facsimile: (262) 723-8044

Email: jensen.olson@elknet.net

Sheet 1 of 1 Sheets

Job Reference Number
2010.078

2010.078