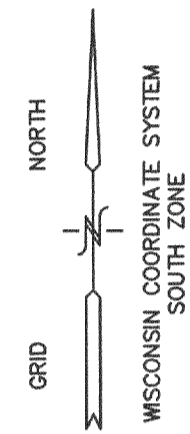


PLAT OF SURVEY

UNIT 22-11  
 GENEVA NATIONAL CONDOMINIUM  
 NO. 22  
 LOCATED IN TOWN 2 NORTH, RANGE 17 EAST  
 WALWORTH COUNTY, WISCONSIN



● = FOUND IRON REBAR STAKE

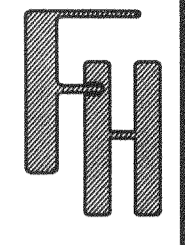
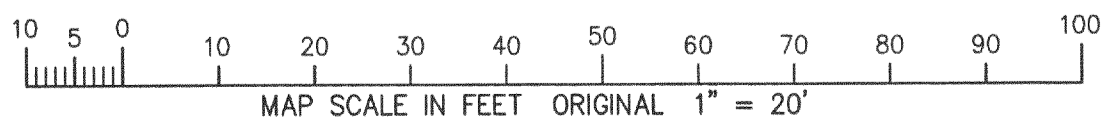




NOTE: COPIES OF THIS MAP TO WHICH THE FOLLOWING CERTIFICATE WILL APPLY SHOW SURVEYOR'S ORIGINAL SEAL AND SIGNATURE IN RED INK. COPIES BY ANY OTHER MEANS MAY HAVE ALTERATIONS WHICH DO NOT REPRESENT THE SURVEYOR'S WORK PRODUCT.

I HEREBY CERTIFY THAT THE ABOVE DESCRIBED PROPERTY HAS BEEN SURVEYED UNDER MY DIRECTION AND THAT THE ABOVE MAP IS A TRUE REPRESENTATION THEREOF AND SHOWS THE SIZE AND LOCATION OF THE PROPERTY AND ITS EXTERIOR BOUNDARIES. THIS SURVEY IS MADE FOR THE USE OF THE PRESENT OWNERS OF THE PROPERTY, AND ALSO THOSE WHO PURCHASE, MORTGAGE, OR GUARANTEE THE TITLE THERETO WITHIN ONE YEAR FROM THE DATE HEREOF.

DATED: 3-15-99

*Peter S. Gordon*  
 PETER S. GORDON R.L.S. 2101



UNIT 22-11  
 GENEVA NATIONAL CONDOMINIUM  
 WALWORTH CO., WI.

ORDERED BY: FIRESIDE CONST.  
 GEOFF ROCKELMAN  
 14665 LISBON ROAD  
 BROOKFIELD, WI 53005

FARRIS, HANSEN & ASSOCIATES, INC.  
 Engineering, Architecture, Surveying  
 7 Ridgway Court P.O. Box 437  
 ELKHORN, WISCONSIN 53121  
 Office: (414) 723-2098  
 Fax: (414) 723-5886

REVISIONS

PROJECT NO.  
 3269.2211  
 DATE:  
 03/11/99  
 SHEET NO.  
 1 OF 1

217-1725

JGN-22-11